

Nuestro nuevo plato Venice juega con el equilibrio y la simetría. Puro minimalismo, perfecto para espacios donde la armonía es la gran protagonista.

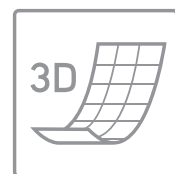
Our new Venice shower tray plays with balance and symmetry in pure minimalism, perfect for spaces where harmony is the main theme.

Notre nouveau receveur de douche Venice joue avec équilibre et symétrie dans un minimalisme parfait, idéal pour les espaces où l'harmonie est le sujet principal.


Il nostro nuovo piatto doccia Venice gioca con equilibrio e simmetria in puro minimalismo, perfetto per spazi in cui l'armonia è la grande protagonista.



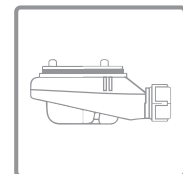
Antideslizante clase 3
Non-slip surface class 3
Antidérapant de classe 3
Antiscivolo di classe 3



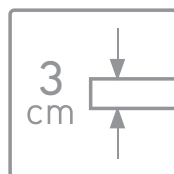
Curva de desagüe
Drainage curve
Pente d'écoulement
Curva di drenaggio



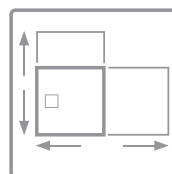
Planimetría mampara
Planimetry shower screen
Contour plat
Planimetria perimetrale



Válvula estandar incluida
Standard drainer included
Bonde standard inclus
Valvola standard inclusa



Espesor
Thickness
Épaisseur
Spessore



A medida
Made to measure
Sur mesure
Su misura

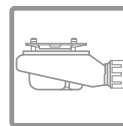
COMPLEMENTOS /
ACCESSORIES / ACCESSOIRES / ACCESSORI



HGM
Technology



Color RAL
RAL Colours
Couleurs RAL
Colore RAL



Válvula viega
Viega's drainer
Bonde viega
Valvola viega

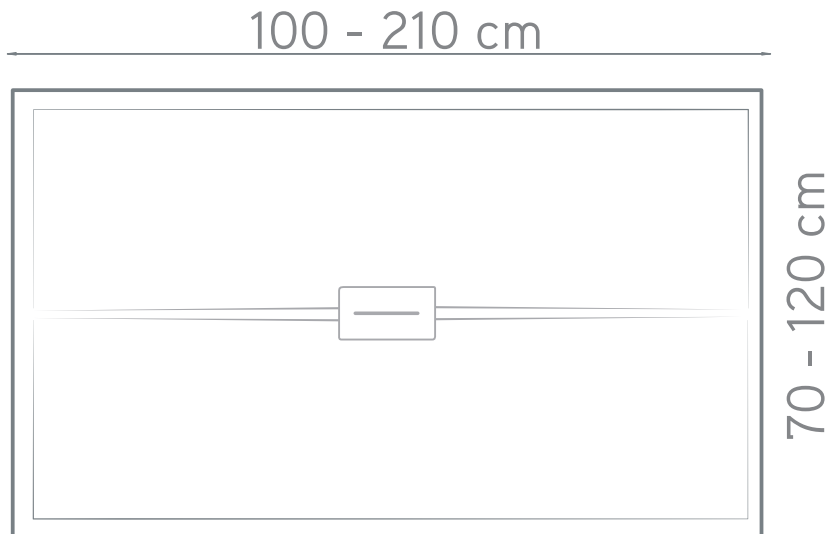


Válvula viega vertical
Viega's vertical drainer
Bonde viega verticale
Valvola viega verticale

ACABADOS /
FINISHES / FINITION / *FINITURA*

10 colores ST-One | 9 texturas ST-One
10 colours ST-One | 9 textures ST-One
10 couleurs ST-One | 9 textures ST-One
10 colori ST-One | 9 tessiture ST-One

DIMENSIONES /
DIMENSIONS / DIMENSIONS / *DIMENSIONI*



Pergamón

Crema
RAL 9001

Mocca
RAL 1019

Musgo
RAL 7006

Gris Seda
RAL 7044

Cloud
RAL 7040

Gris Polvo
RAL 7037

Gris Cemento
RAL 7046

Antracita
RAL 7016

Negro

TEXTURES ST-ONE / TEXTURES ST-ONE


NEW

Soft - SO


Skin - SK

Mushroom - MU


Cuero - CU

A close-up view of a synthetic material with a fine, granular, and slightly irregular texture, resembling a fine-grained stone or concrete.


Sintetic - SI

A close-up view of a pizarra (slate) material with a smooth, slightly uneven surface and a subtle, natural-looking grain.


Pizarra - PI

A close-up view of a Gres-Tech material featuring a prominent, regular grid pattern of small, raised squares.

Gres-Tech - GT

A close-up view of a Grey Steel material with a textured surface consisting of a repeating pattern of small, overlapping, teardrop-shaped motifs.

Grey Steel - GS

A close-up view of a Smooth Wood material with a fine, linear, and slightly wavy texture that mimics the grain of natural wood.

Smooth Wood - SW

ES Instrucciones de montaje

Antes de la instalación del plato de ducha, por favor, comprobar:

- Que el plato desagua correctamente.
- Que no existan anomalías o daños superficiales.

No se aceptarán reclamaciones de producto ya instalado, por lo que es importante revisar este previo a su instalación.

EN Installation guide

Please, before the installation of the shower tray be sure of:

- The shower tray has the drainage correctly.
- The surface of the shower tray is correct and there aren't defects on it.

Take into account that any claim will not be accepted of product that has been installed. Please, is important to check it out before the installation.

FR Consignes de montage

Avant l'installation du plateau de douche, vérifiez attentivement:

- Que la bonde du receveur de douche fonctionne correctement
- Qu'il n'y ait pas de défaut ou que le receveur ne soit pas abîmé

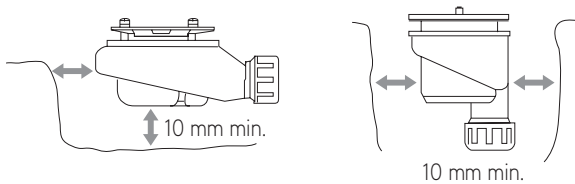
Aucune réclamation ne sera acceptée sur des produits déjà installés, c'est pourquoi il est important de réviser le produit avant son installation.

IT Istruzioni di montaggio

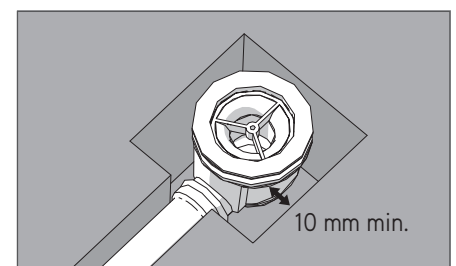
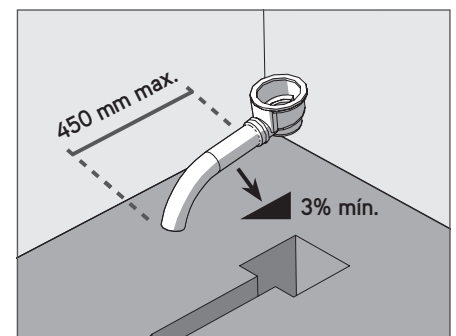
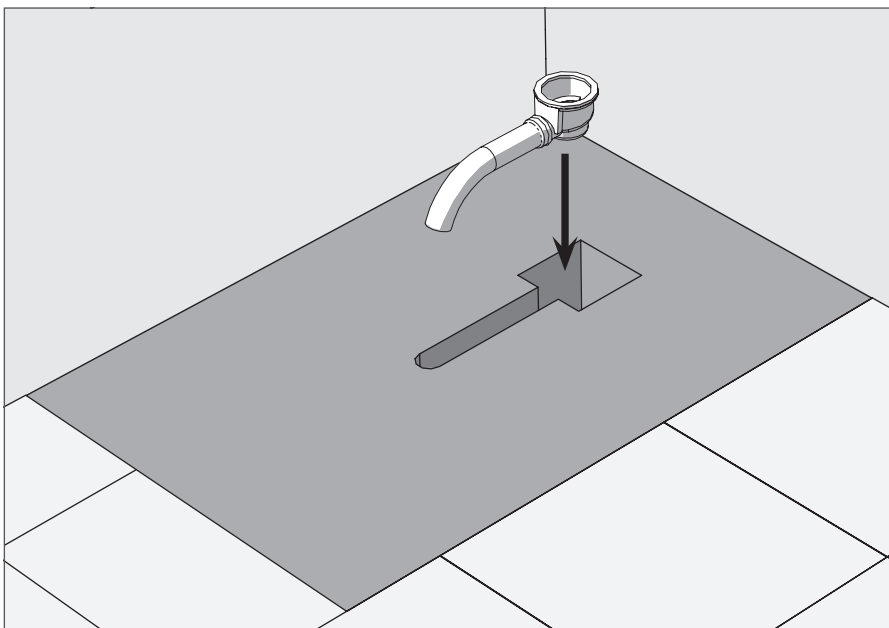
Prima di installare il piatto doccia, si prega di controllare:

- Che il piatto scarichi correttamente.
- Che non ci siano anomalie o danni superficiali.

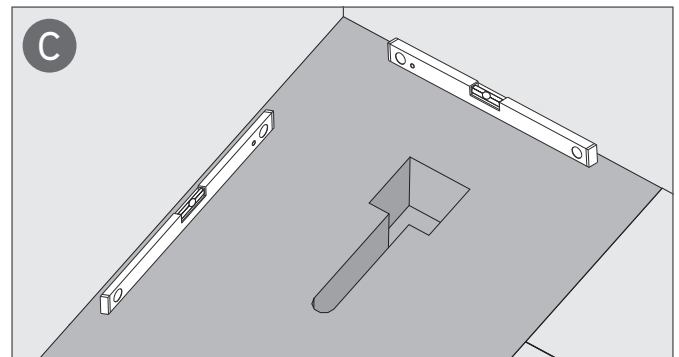
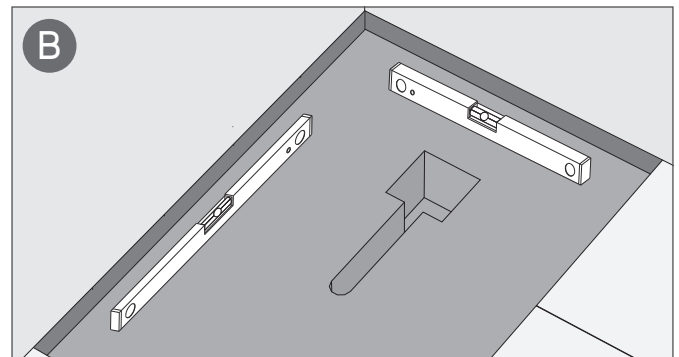
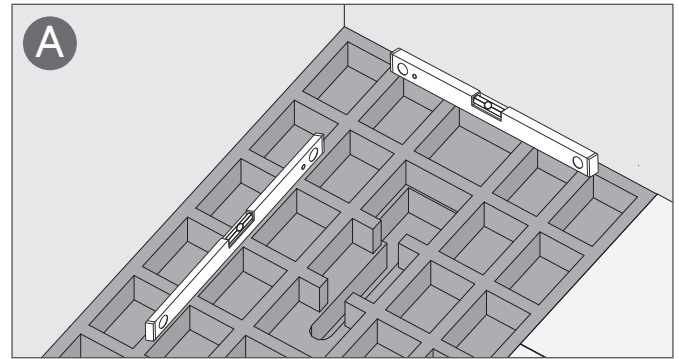
Non si accettano reclami per prodotti già installati, per cui è importante verificarlo prima dell'installazione.



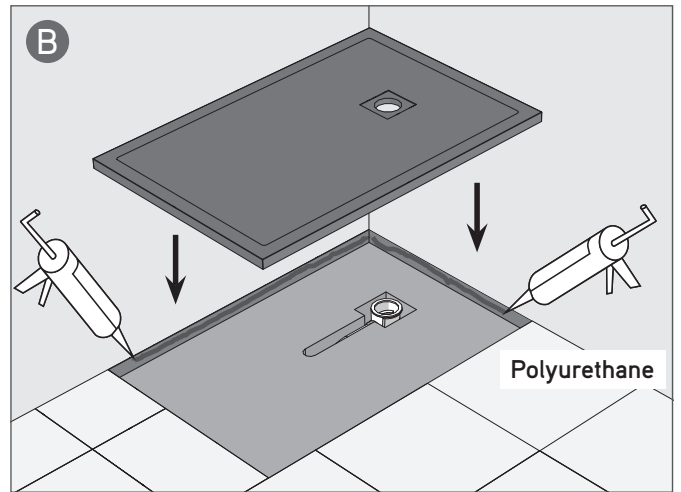
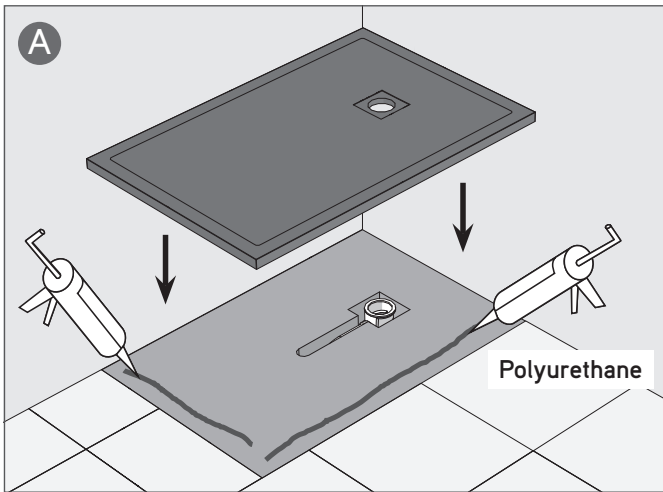
2



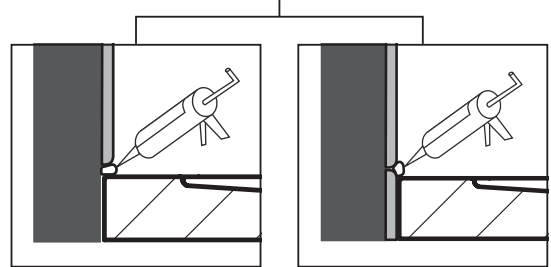
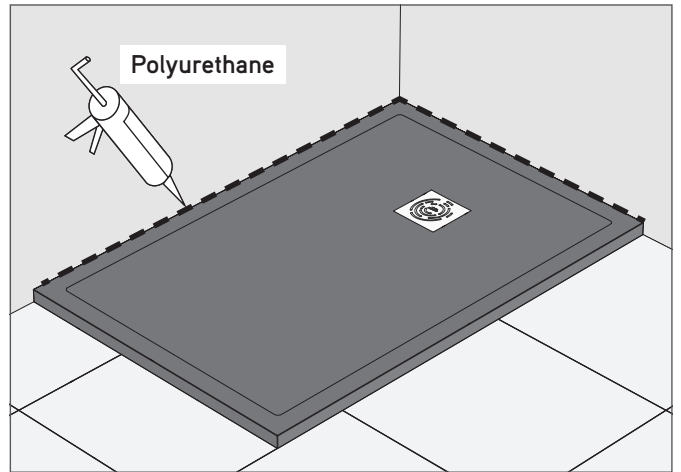
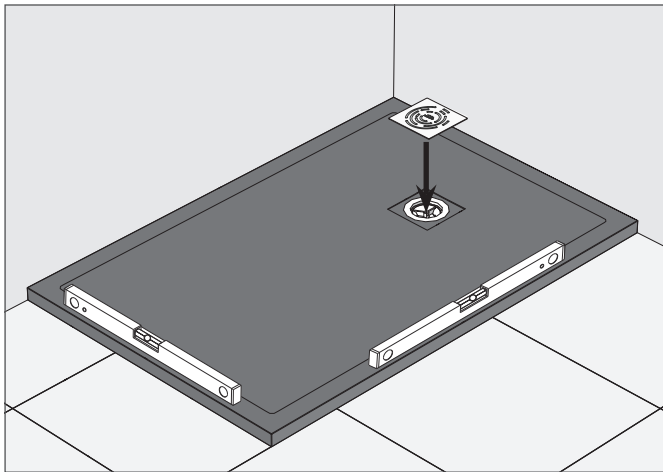
1



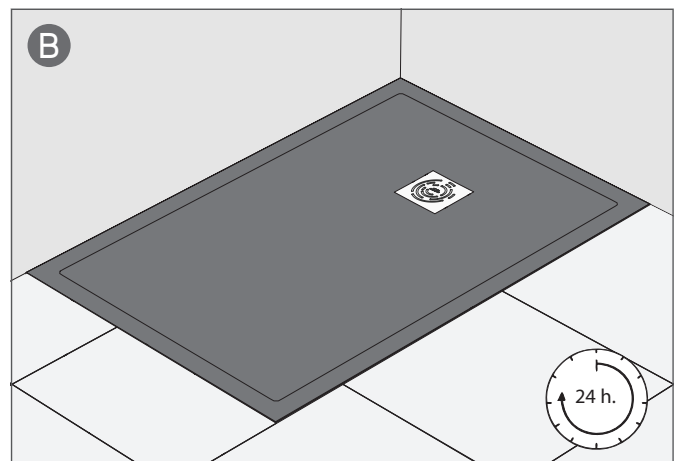
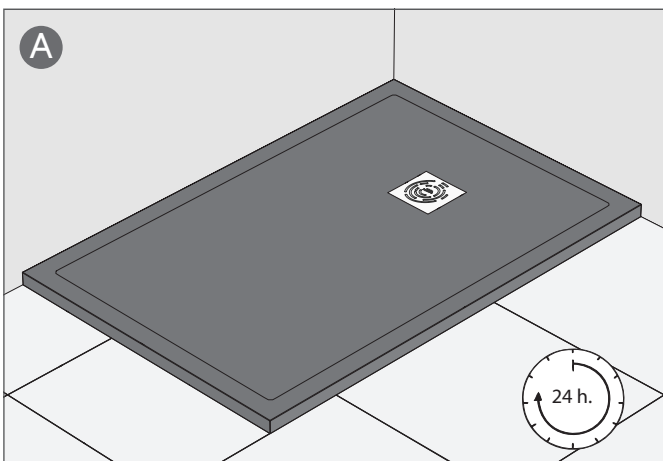
3



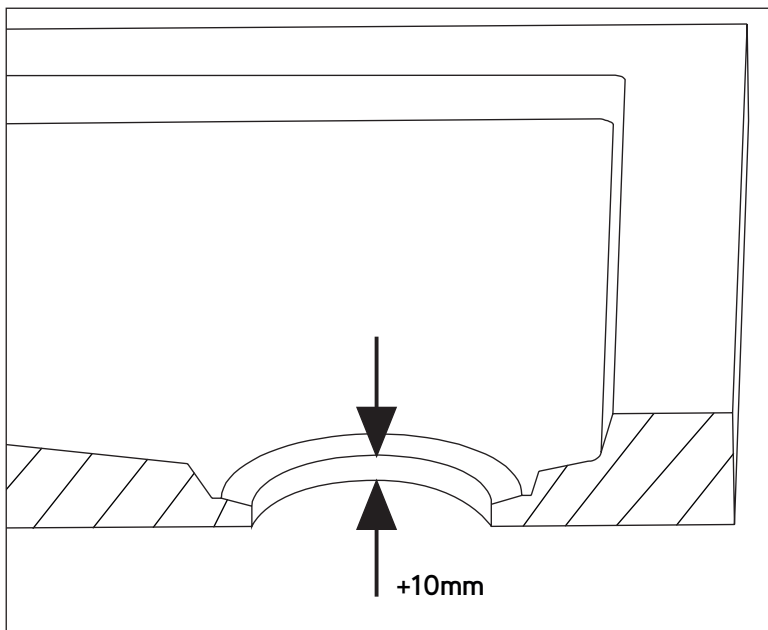
4



5



Casos especiales

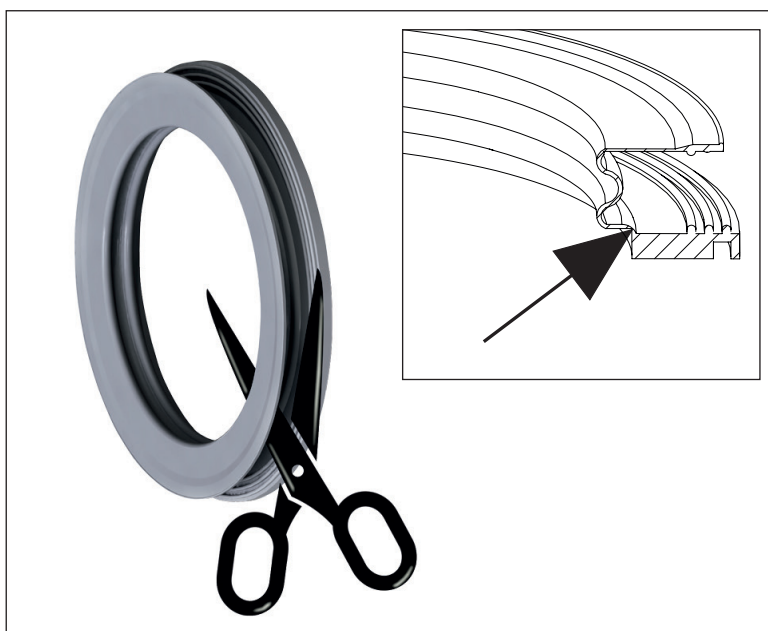


Si el grosor del plato supera las 10 mm hay que cortar la junta.

If the floor of the shower tray is thicker than 10mm, separate the seal.

Si l'épaisseur du fond du receveur de douche est + à 10mm, couper le joint.

Se il fondo del piatto doccia è spesso più di 10 mm, separare la guarnizione.

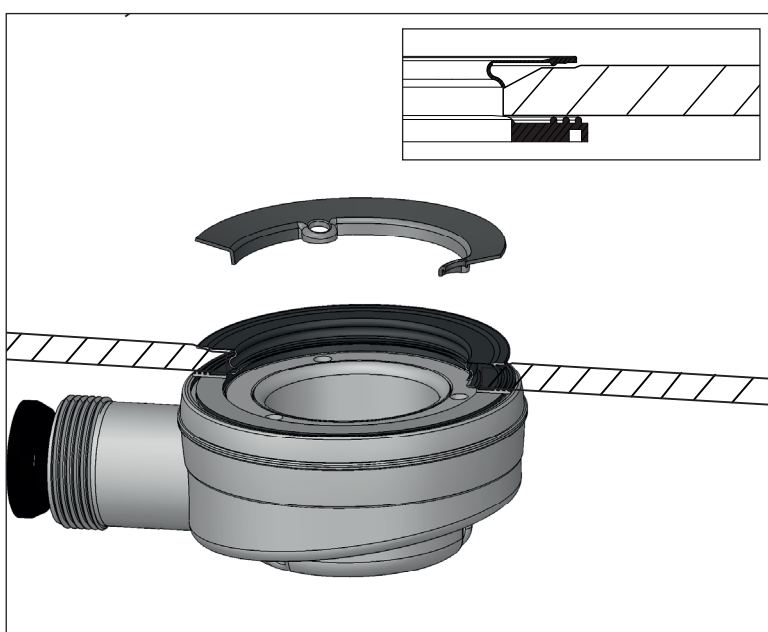


Cortar por encima del reborde inferior de la junta.

Cute above the lower sealing bead.

Couper au-dessus du bourrelet inférieur.

Tagliare al di sopra della guarnizione inferiore.



Colocar la parte inferior sobre el cuerpo de desagüe y la superior en el agujero de desagüe.

Place the lower part on the drain housing and the upper part in the drain hole.

Placer le haut sur à l'unité de base et le bas dans l'orifice.

Collocare la parte inferiore sulla scatola di scarico e la parte superiore nel foro di scarico.

UTILISATION ET D'ENTRETIEN / USO E MANUTENZIONE



Résistance aux produits d'entretien
Resistenza ai prodotti di pulizia di uso domestico

Produit / Prodotto	Exposition / Esposizione	Résultat / Risultato
Javel / Candeggina	24H	Résistant / Resiste
Acide Chlorhydrique / Acquaforte	24H	Résistant / Resiste
Monsieur propre / Mastro lindo	24H	Résistant / Resiste
Viakal	24H	Résistant / Resiste
Vinaigre / Aceto	24H	Résistant / Resiste
Ammoniaque / Ammoniacca	24H	Résistant / Resiste
KH-7	24H	Résistant / Resiste
Cillit Bang	1H	Résistant / Resiste
Vernis à ongles foncé / Smalto per unghie scuro	24H	Résistant / Resiste
Vernis à ongles clair / Smalto per unghie chiara	24H	Résistant / Resiste
Eau oxigénée / Acqua ossigenata	24H	Résistant / Resiste
Bétadine / Betadine	24H	Résistant / Resiste
Vin / Vino	24H	Résistant / Resiste

* Attention aux colorations pour cheveux (résiste à une exposition d'entre 5 et 30 minutes selon si la coloration est claire ou foncée) et à l'acétone (la couleur ou la brillance peuvent être altérées après une minute d'exposition).

* Prestare particolare attenzione con le tinture per capelli (in base a se il colore è chiaro o scuro, resiste per un periodo di esposizione compreso tra 5 e 30 minuti) e l'acetone (può alterare moderatamente la lucentezza e/o il colore dopo 1 minuto di esposizione).



Antibactériennes
Antibatterico

Notre traitement antibactérien **inhibe la croissance des champignons et des bactéries**, un outil très efficace **contre les taches et les odeurs**. Nos produits sont conformes à la norme Z2801 de l'institut JIS (Japanese Industrial Standard) et répondent au «Test for antimicrobial activity and efficacy» de 2006.

*Il nostro trattamento antibatterico **inibisce la crescita di funghi e batteri**, uno strumento molto efficace **contro le macchie e i cattivi odori**. Secondo l'istituto JIS (Japanese Industrial Standard) e la normativa Z2801 relativa al "Test for antimicrobial activity and efficacy" del 2006, i nostri prodotti sono conformi alla norma in questione.*



Antidérapant classe 3
Sistema antiscivolo classe 3

Classé au niveau 3 de la norme UNE-EN 12633:2003 qui détermine la valeur de l'antidérapement du produit.

Secondo la norma UNE-EN 12633:2003 che ci consente di determinare il valore della resistenza allo slittamento/scivolamento, il prodotto è conforme e rientra nella classe 3.